


Features

- RoHS compliant
- Efficiency up to 87%
- 1.6kVDC Isolation
- Single output
- Short circuit protection
- Industry standard required
- Low power consumption
- Wide temperature performance
1 Watt load, -40°C to 85°C



Model Selection Guide

Order Code	Vin(V)		Output		Max capacitive Load	Efficiency(%) (Typ)
	Nominal	Range	Vo(V)	Io(mA)		
B0303S-1WR3	3.3	3.0-3.6	3.3	300	220	81.0
B0305S-1WR3			5	200		
B0503S-1WR3	5	4.5-5.5	3.3	300	220	81.5
B0505S-1WR3			5	200		

*All the specifications typical at Ta=+25°C resistive load, nominal input voltage and rated output current unless otherwise noted.

Input Characteristics

Parameter	Condition	Min	Typ	Max	Units
Input Surge Voltage (1 sec. Max.)	3.3V Input Models	-0.7	--	5	VDC
	5V Input Models	-0.7	--	7	
Input Filter	All Models	Internal Capacitor			

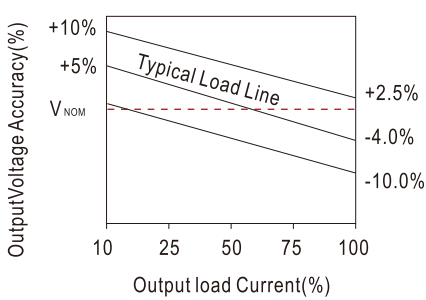
Output Characteristics

Parameter	Condition	Min	Typ	Max	Units
Line regulation	Vin change 1%	±1.2	--	±1.5	%
Load regulation	10%~100% load	6.5	--	15	%
Ripple and noise	BW=DC to 20MHz	30	75		mVp-p
Short circuit Protection		Continuous, Automatic Recovery			

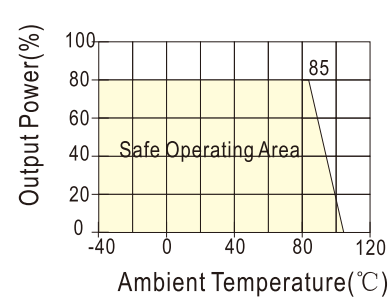
General Characteristics

Parameter	Condition	Min	Typ	Max	Units
Operating Temperature	All output types	-40	--	+85	°C
Storage		-55	--	+125	°C
Storage humidity		--	--	+95	%
Cooling	Free air convection	--	--	--	
Isolation voltage	1mA ≤ 1minute	1600	--	--	VDC
Isolation resistance	500VDC	1000	--	--	MΩ
Switching Frequency	Full load, nominal input	--	210		KHz
MTBF	3.5 × 10 ⁶				K hours

Tolerance Envelopes Curve

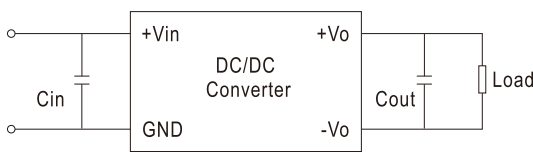


Temperature Derating Graph Curve



Input/Output Ripple Reduction

Reduce output ripple, it is recommended to use capacitors at the input/output.



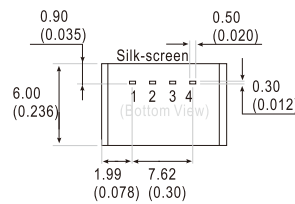
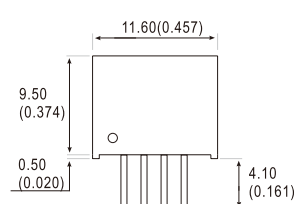
External Capacitor Table

Vin(VDC)	5
Cin(uF)	4.7
Vout(VDC)	5
Cout(uF)	10

Note

1. To ensure this module can operate efficiently and reliably, during operation, the minimum output load is not less than 10% of the full load.
2. Other input and output voltage may be available, please
3. Specifications subject to change without notice

Mechanical Dimension & Pin Connections



Pin	1	2	3	4
Function	GND	Vin	-Vo	+Vo

Note:
Unit:mm(inch)