


Features

- Efficiency up to 86%
- 3000VAC Isolation
- Single output
- Over load/short circuit protection
- Universal Input :85 ~ 264VAC,50/60Hz
- Wide temperature -25°C to 70°C
- Power modules for PCB Mounting design
- Plastic case



Model Selection Guide

Order Code	Input		Output		Recommend capacitive(μF)	Efficiency(%) (Typ)
	AC(V)	DC(V)	Vo(V)	Io(mA)		
ADE20-S05	85-264	120-370	5	3500	470	84
ADE20-S12			12	1667	220	86
ADE20-S15			15	1333	220	87
ADE20-S24			24	833	100	88

Input Characteristics

Parameter	Condition	Min	Typ	Max	Units
Input Voltage Range	AC	85	--	264	VAC
	DC	120	--	370	VDC
Input Frequency	AC	47	--	440	Hz

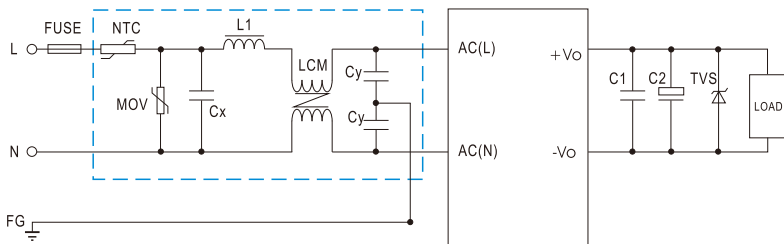
Output Characteristics

Parameter	Condition	Min	Typ	Max	Units
Output Voltage Accuracy		--	2%	3%	%
Load regulation	10%~100% load	--	±1	--	%
Line regulation	Vin(Min~Max)	--	±0.5	±1	%
Ripple and noise	20MHz	--	50	100	mVp-p
Switching frequency	Full load,nominal input	--	100	--	KHz
Transient Recovery Time	25% Load Step Change	--	--	40	mS
Short circuit Protection		Continuous, Automatic Recovery			

General Characteristics

Parameter	Condition	Min	Typ	Max	Units
Operating Temperature	Case	-25	--	+70	°C
Storage		-25	--	+85	°C
Storage humidity		--	--	+95	%
Cooling	Free air convection	--	--	--	
Isolation voltage	Input-Output 5mA≤1minute	--	3000	--	VAC
Isolation resistance	500VDC	--	100	--	MΩ
MTBF	2×10 ⁵				K hours
Case material		Platic			

EMC recommended circuit

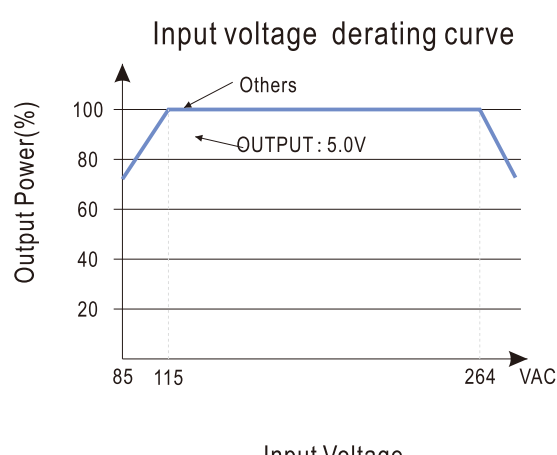
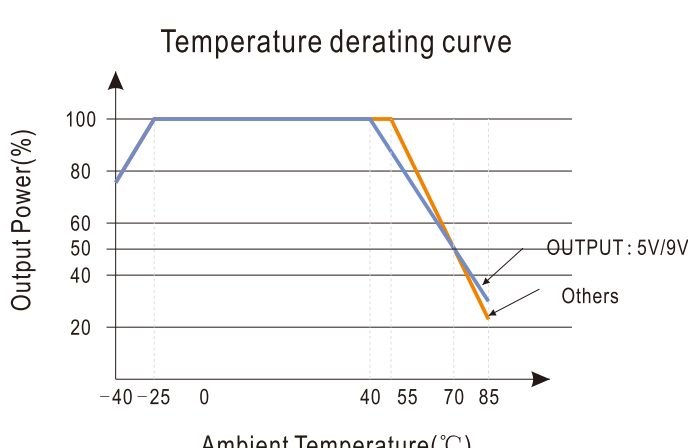


1. FUSE : $I=3 \cdot V_o \cdot I_o / \text{efficiency} / V_{in}$
Recommend: 1A/250V
2. NTC: 10D-09
3. MOV: 14D471K
4. L1: 1mH/0.5A
5. LCM: 20-30mH/0.5A
6. Cx: 104/275VAC
7. Cy: 102/400VAC
8. C1: 104/50V
9. C2: Reference value for capacitor
10. TVS: P6KE6.8A--P6KE30A

EMC

Burst of pulses (脉冲群)	IEC/EN 61000-4-4	4kV	
Surging (浪涌)	IEC/EN 61000-4-5	2kV	
Conducted disturbance (传导与辐射)	En55022	CLASS B	
Electrostatic discharge (静电放电)	IEC/EN 61000-4-2	8kV	Reference application circuit
RF Electromagnetic Field Immunity (射频辐射抗扰)	IEC/EN 61000-4-3		

Derating Graph Curve



Note

1. All the specifications typical at Ta=+25°C resistive load, nominal input voltage and rated output current unless otherwise noted.
2. Operation under no-load conditions will not damage these modules; however they may not meet all specifications listed.
3. Ripple & Noise measurement bandwidth is 0-20MHz.
3. Other input and output voltage may be available, please
4. All AC/DC converters should be externally fused at the front end for protection.
5. Specifications subject to change without notice

Mechanical Dimension & Pin Connections

