


Features

- Efficiency up to 68%
- I/O-Isolation 3000VDC
- Double output
- Regulated output
- Short circuit protection
- Small Size
- Low ripple and noise
- Wide temperature performance: -40°C to 85°C



Model Selection Guide

Order Code	Vin(V)		Output		Max capacitive Load	Efficiency(%) (Typ)
	Nominal	Range	Vo(V)	Io(mA)		
IE0505S-2W	5	4.75-5.25	+5	+200	150	62
IE0509S-2W			+9	+100		
IE0512S-2W			+12	+83		
IE0515S-2W			+15	+67		
IE1205S-2W	12	11.4-12.6	+5	+200	150	69
IE1209S-2W			+9	+100		
IE1212S-2W			+12	+83		
IE1215S-2W			+15	+67		
IE2405S-2W	24	22.8-25.2	+5	+200	150	68
IE2409S-2W			+9	+100		
IE2412S-2W			+12	+83		
IE2415S-2W			+15	+67		

*All the specifications typical at Ta=+25°C resistive load, nominal input voltage and rated output current unless otherwise noted.

Input Characteristics

Parameter	Condition	Min	Typ	Max	Units
Input Surge Voltage (1 sec. Max.)	3.3V Input Models	-0.7	--	6	VDC
	5V Input Models	-0.7	--	9	
	12V Input Models	-0.7	--	18	
	24V Input Models	-0.7	--	30	
Input Filter	All Models	Internal Capacitor			

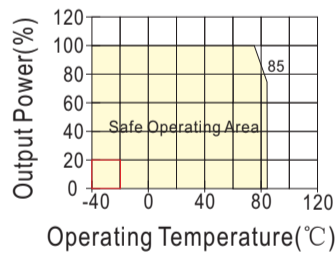
Output Characteristics

Parameter	Condition	Min	Typ	Max	Units
Output voltage accuracy	+Vo	--	±1	±2	%
	-Vo	--	--	±3	%
Line regulation	Vin change 1%	±0.15	--	±0.2	%
Switching frequency	Full load, nominal input	--	100	--	KHz
Load regulation	10%~100% load	--	±1	--	%
Ripple and noise	BW=DC to 20MHz	--	50	75	mVp-p
Short circuit Protection		OUT:5V Continuous; other<1 second			

General Characteristics

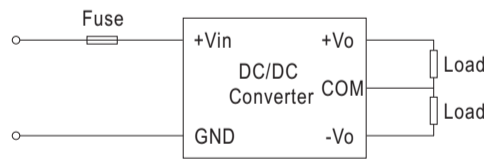
Parameter	Condition	Min	Typ	Max	Units
Operating Temperature	All output types	-40	--	+85	°C
Storage		-55	--	+125	°C
Storage humidity		--	--	+95	%
Cooling	Free air convection	--	--	--	
Isolation voltage	1mA≤1minute	--	3000	--	VDC
Isolation resistance	500VDC	1000	--	--	MΩ
MTBF	3.5×10 ⁶				K hours

Temperature Derating Graph Curve



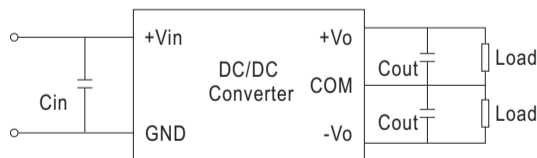
Overload Protection

IB series products has no protection against overload. Recommend to add a circuit breaker to the circuit.



Input/Output Ripple Reduction

Reduce output ripple, it is recommended to use capacitors at the input/output.



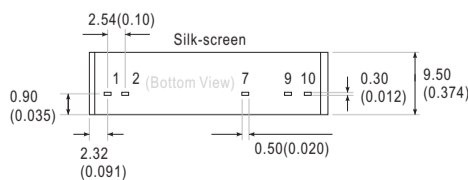
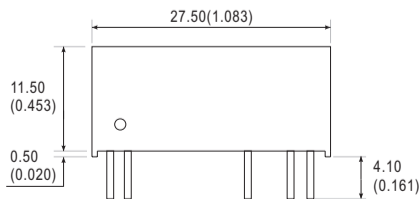
External Capacitor Table

Parameter	5	12	15	24	
Vin(VDC)	5	12	15	24	
Cin(uF)	4.7	2.2	2.2	1	
Vout(VDC)	5	9	12	15	24
Cout(uF)	10	4.7	2.2	1	0.47

Note

1. To ensure this module can operate efficiently and reliably, During operation, the minimum output load is not less than 10% of the full load.
2. Other input and output voltage may be available, please
3. Specifications subject to change without notice

Mechanical Dimension & Pin Connections



Note:
Unit:mm(inch)

Pin Function	1	2	7	9	10
	Vin	GND	+Vo	-Vo	COM