

Features

- Efficiency up to 84%
- 3000VAC Isolation
- Single/Double output
- short circuit protection
- Universal Input :85 ~ 264VAC,50/60Hz
- Wide temperature -25 to 70
- Power modules for PCB Mounting design
- Plastic case



Model Selection Guide

Order Code	Input		Output		Recommnd capacitive(uF)	Efficiency(%) (Typ)
	AC(V)	DC(V)	Vo(V)	Io(mA)		
AD30-S05	165-264	200-370	5	6000	2200	82
AD30-S09			9	3333	680	83
AD30-S12			12	2500	680	84
AD30-S15			15	2000	680	84
AD30-S24			24	1250	470	85
AD30-D05			±5	±3000	2200/2200	82
AD30-D12			±12	±1250	680/680	84
AD30-D15			±15	±1000	680/680	84
AD30-D05-05			5/5	5000/1000	2000/680	84
AD30-D05-12			5/12	5000/400	2000/680	84
AD30-D05-24			5/24	5000/200	2000/330	84

Input Characteristics

Parameter	Condition	Min	Typ	Max	Units
Input Voltage Range	AC	85	--	264	VAC
	DC	120	--	375	VDC
Input Frequency	AC	47	--	440	Hz

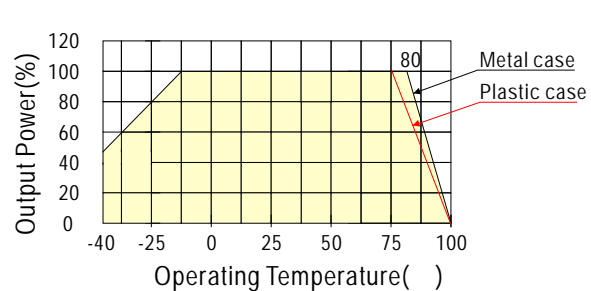
Output Characteristics

Parameter	Condition	Min	Typ	Max	Units
Output Voltage Accuracy		--	1%	--	%
Load regulation	10% ~ 100% load	--	±0.5	±1	%
Line regulation	Vin(Min-Max)	--	±0.5	±1	%
Ripple and noise	20MHz	--	50	100	mVp-p
Switching frequency	Full load, nominal input	--	60	--	KHz
Transient Recovery Time	25% Load Step Change	--	--	500	us
Hold-up time		--	50	--	ms
Short circuit Protection		Continuous, Automatic Recovery			

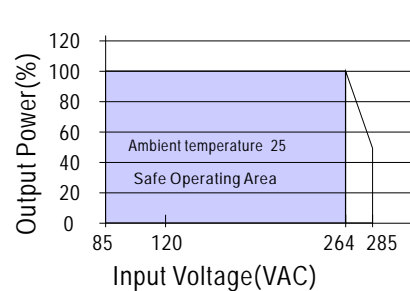
General Characteristics

Parameter	Condition	Min	Typ	Max	Units
Operating Temperature	Case	-25	--	+85	
Storage		-40	--	+105	
Storage humidity		--	--	+95	%
Cooling	Free air convection	--	--	--	
Isolation voltage	Input-Output 1mA 1minute	--	3000	--	VAC
Isolation resistance	500VDC	--	500	--	M
MTBF	2×10^5				K hours
Safety level	Single output				Class II
	Others				Class I
Case material					Platic

Temperature Derating Graph Curve



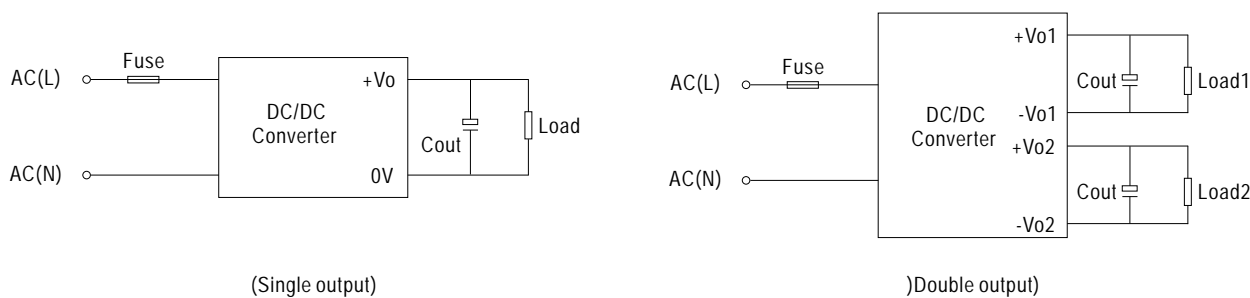
Input Voltage Derating Graph Curve



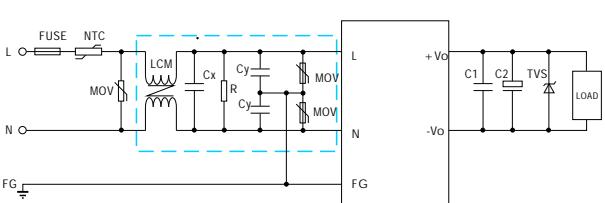
Note

1. All the specifications typical at Ta=+25 resistive load, nominal input voltage and rated output current unless otherwise noted.
2. Operation under no-load conditions will not damage these modules; however they may not meet all specifications listed.
3. Ripple & Noise measurement bandwidth is 0-20MHz.
3. Other input and output voltage may be available, please
4. All AC/DC converters should be externally fused at the front end for protection.
5. Specifications subject to change without notice

Application circuit

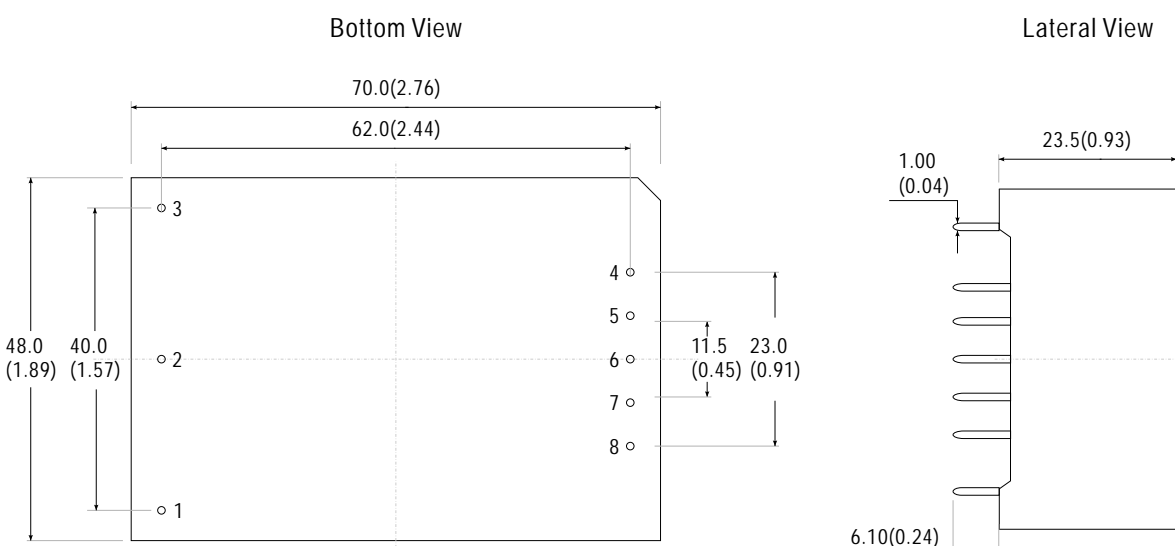


EMC recommended circuit



- 1 . FUSE : $I=3 \times Vo \times Io / \text{效率} / Vin$
Recommend : 2A/250V(10-30W)
- 2 .NTC: 10D-09
- 3 .MOV: 7D471K
- 4 .LCM: 5-20mH/0.5A
- 5 .Cx: 104/275VAC
- 6 .Cy: 102/400VAC
- 7 .C1: 104/50V
- 8 .C2: Reference value for capacitor
- 9 .TVS: P6KE20CA ,SMBJ20CA

Mechanical Dimension & Pin Connections



Pin	1	2	3	4	5	6	7	8
Single	NC	N	L	+Vo	NP	NP	NP	-Vo
Dual	NC	N	L	+Vo	NP	COM	NP	-Vo
Dual Island	NC	N	L	+Vo2	-Vo2	NP	+Vo1	-Vo1

Note:
Unit:mm(inch)